
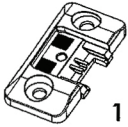




Montageanleitung / Mounting Instruction / Instructions de Montage



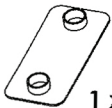
1 x



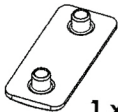
1 x



1 x



1 x



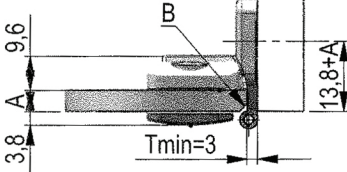
1 x



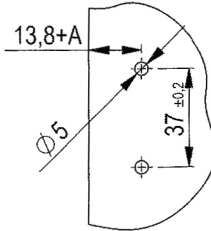
2 x 6.3x13



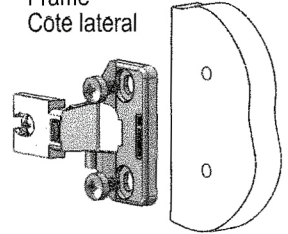
2 x M5x8
2 x M5x10
2 x M5x12



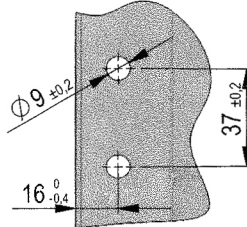
Bohrbild Seite
Drilling pattern frame
Schéma perçage côté lateral



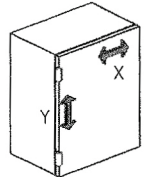
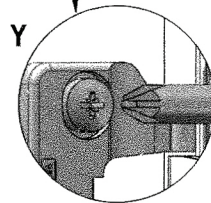
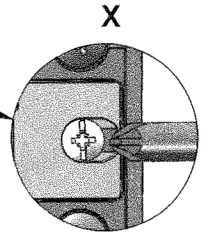
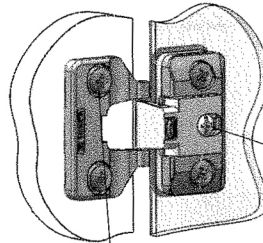
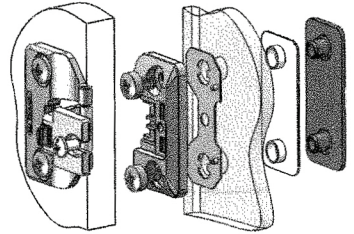
Seite
Frame
Côté lateral



Bohrbild Glastür
Drilling pattern door
Schéma perçage porte vitrée



Glastür
Glass door
Porte vitrée



Glasdicke Glass Thickness Épaisseur du verre A [mm]	Fase B	Linsenschraube Oval head screw Vis à tête bombée M5 x L DIN 7985
5	1 x 45°	L= 8
6	2 x 45°	L= 10
7	3 x 45°	L= 10
8	4 x 45°	L= 12

05/10 Technische Änderungen vorbehalten. Keine Gewährleistung für Druckfehler oder Irrtümer.

Subject to technical modifications, Misprinting and other errors excepted from guarantee.

[mm]

Sous réserve de modifications techniques, Aucune garantie n'est accordée pour des fautes d'impression ou autres erreurs.

